

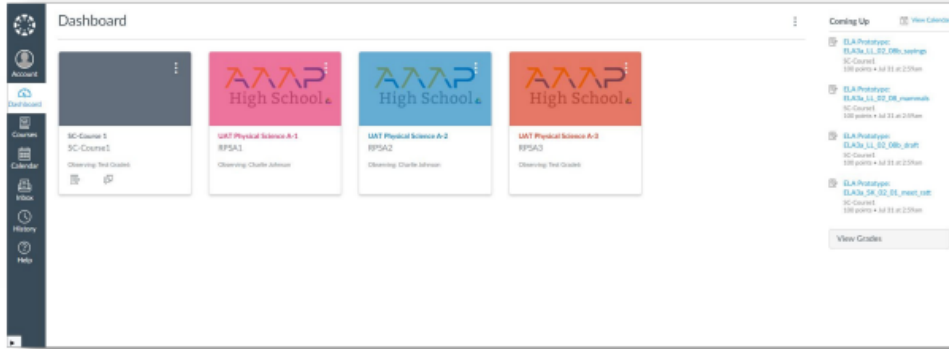


Parent Google Account

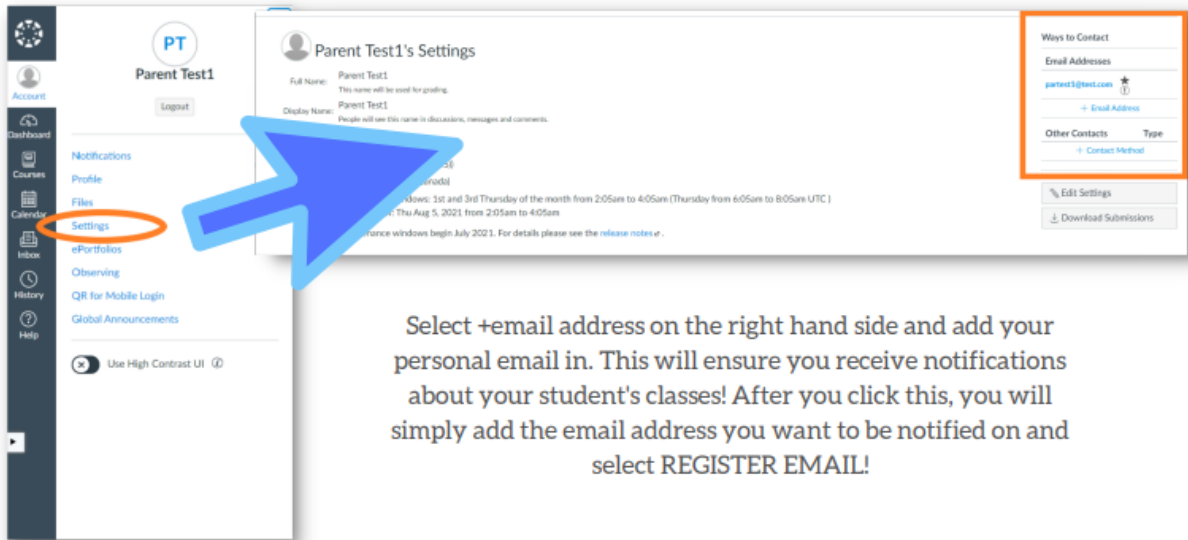
Introduction to the Parent Observer Account

- To get into the parent account, you first must sign into Google.com
- Enter your credentials into the google sign in box. These credentials are included in the login credentials email included with the student username and password credentials.
- If all goes well, you will see your sign in icon in the upper right-hand corner of the screen. Now, type: yourschoolonline.instruction.com/login
- You will be taken to your Canvas Parent Portal page. It looks much like your student's dashboard. The difference is, you will not be able to take or submit assessments. The Dashboard looks like the image below. Here are a couple things to look at first.

See screenshots below to help walk you through the steps.

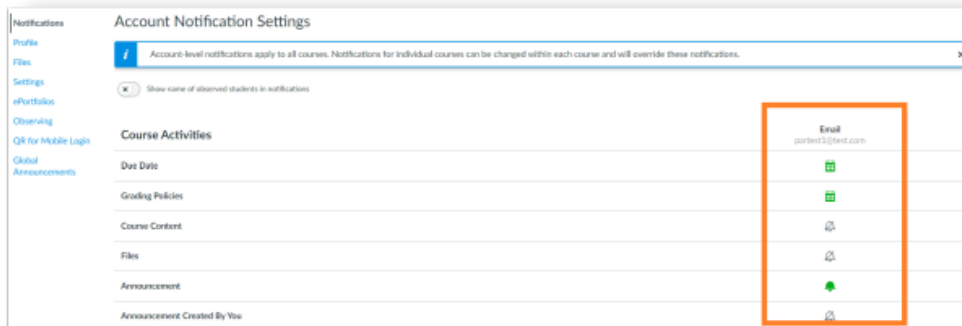


Click the ACCOUNT icon over DASHBOARD in the upper left and select SETTINGS:



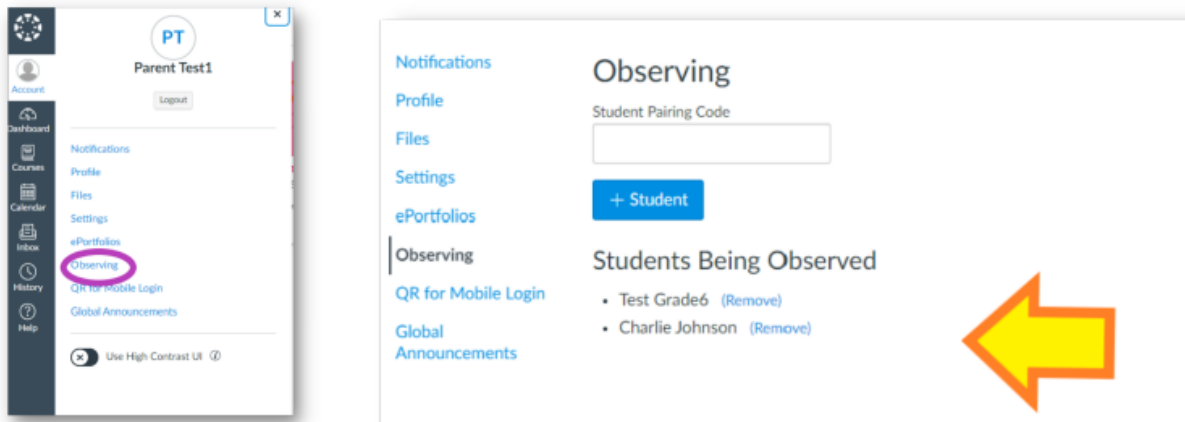
Select +email address on the right hand side and add your personal email in. This will ensure you receive notifications about your student's classes! After you click this, you will simply add the email address you want to be notified on and select REGISTER EMAIL!

Now, select notifications! You can choose what email you want to receive these notices on!



OBSERVING MULTIPLE STUDENTS:

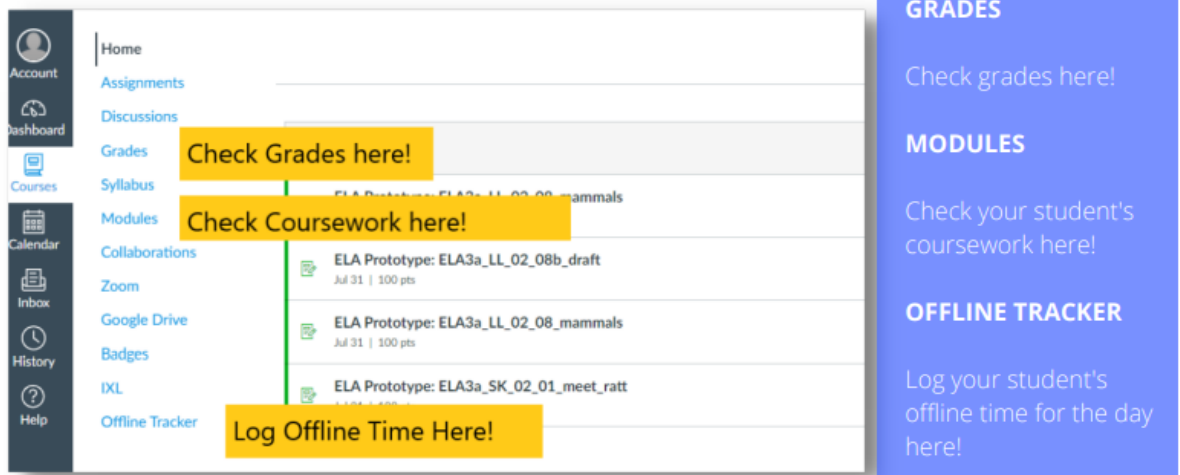
Now look under the ACCOUNT tab again. Find the word OBSERVING. You can select what student you wish to OBSERVE:



Select the student you wish to view!

FEATURES ON THE DASHBOARD:

To view what courework your student has, you can click on MODULES and see all the activities your student's teacher has scheduled he or she to complete. By clicking on GRADES, you can view how your student is doing in the particular class. By clicking on OFFLINE TRACKER, you can log offline time for your student at the end of the day!



Dashboard (Continued)

You can view your student's calendar of assignments here!

You can send and check email here!

You can view upcoming assignments here!

You can also check grades here!

Coming Up [View Calendar](#)

- ELA Prototype: ELA2A_LL_02_DBb_sayings
100 points • Jul 31 at 2:08pm
- ELA Prototype: ELA2A_LL_02_DBb_sayings
100 points • Jul 31 at 2:08pm
- ELA Prototype: ELA2A_LL_02_DBb_draft
100 points • Jul 31 at 2:08pm
- ELA Prototype: ELA2A_SK_02_01_meet_rst
100 points • Jul 31 at 2:08pm

[View Grades](#)

OTHER DASHBOARD FEATURES:

CALENDAR

See a bird's eye view of all of your student's assignments.

INBOX

Email teachers and staff.

GRADES

You can also click grades underneath the up and coming assignments.